

The ZTB 455E ceramic resonator offers low frequency 455 KHz and extended temp range.

ZTB455E
455 KHz
Ceramic resonator

ZTB455E Ceramic Resonator



- Low Frequency Resonator
- RoHS Compliant (Note 7 exemption)
- Extended temp range

OPERATING CONDITIONS / ELECTRICAL CHARACTERISTICS

PARAMETERS	CONDITIONS	ZTB455E			UNITS
		MIN	TYP	MAX	
Frequency			455.0		KHz
Frequency Tolerance	@ +25°C			± 2	KHz
Frequency Stability	-20 ~ +80°C			±0.3	%
Aging	10 Years			±0.5	%
ESR				20	Ohms
C1			100		pF
C2			100		pF
Operating Temperature	T _{opr}	-20		+80	°C
Storage Temperature	T _{stg}	-20		+85	°C

Not for new designs

DIMENSIONS (mm)

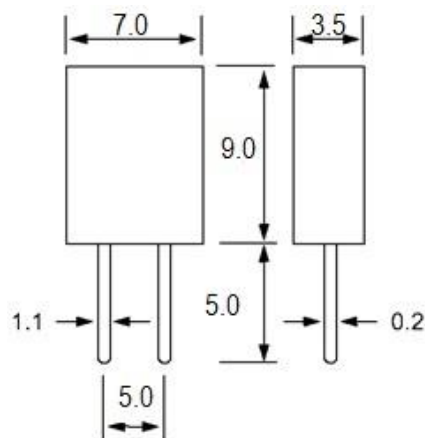


Figure 1) Top, and Side Views

ZTB PCN

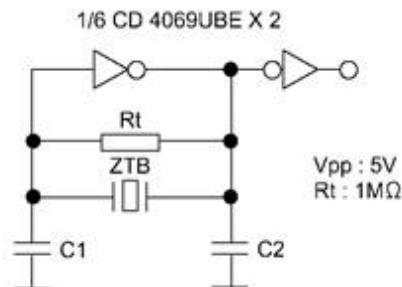


Figure 2) Test Circuit

PART NUMBER: ZTB455E

WAVE SOLDER PROFILE
Peak solder Temp +245°C Max 3 sec Max.
Not compatible with reflow solder
MSL 1

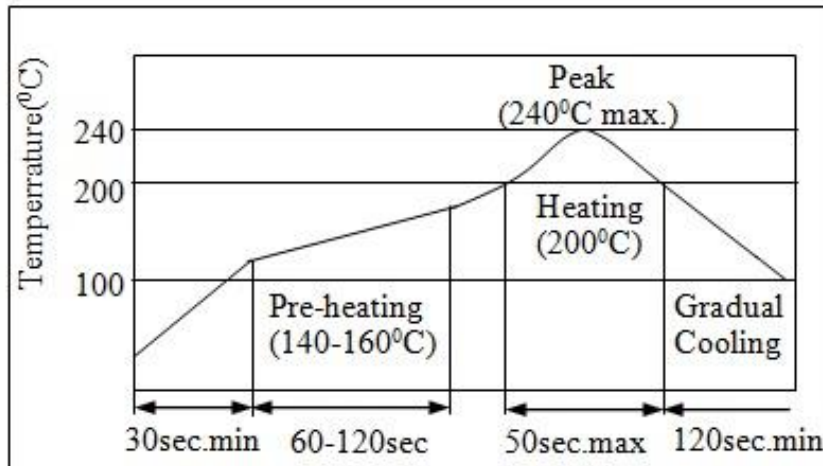


Figure 1) Suggested Wave Solder Profile